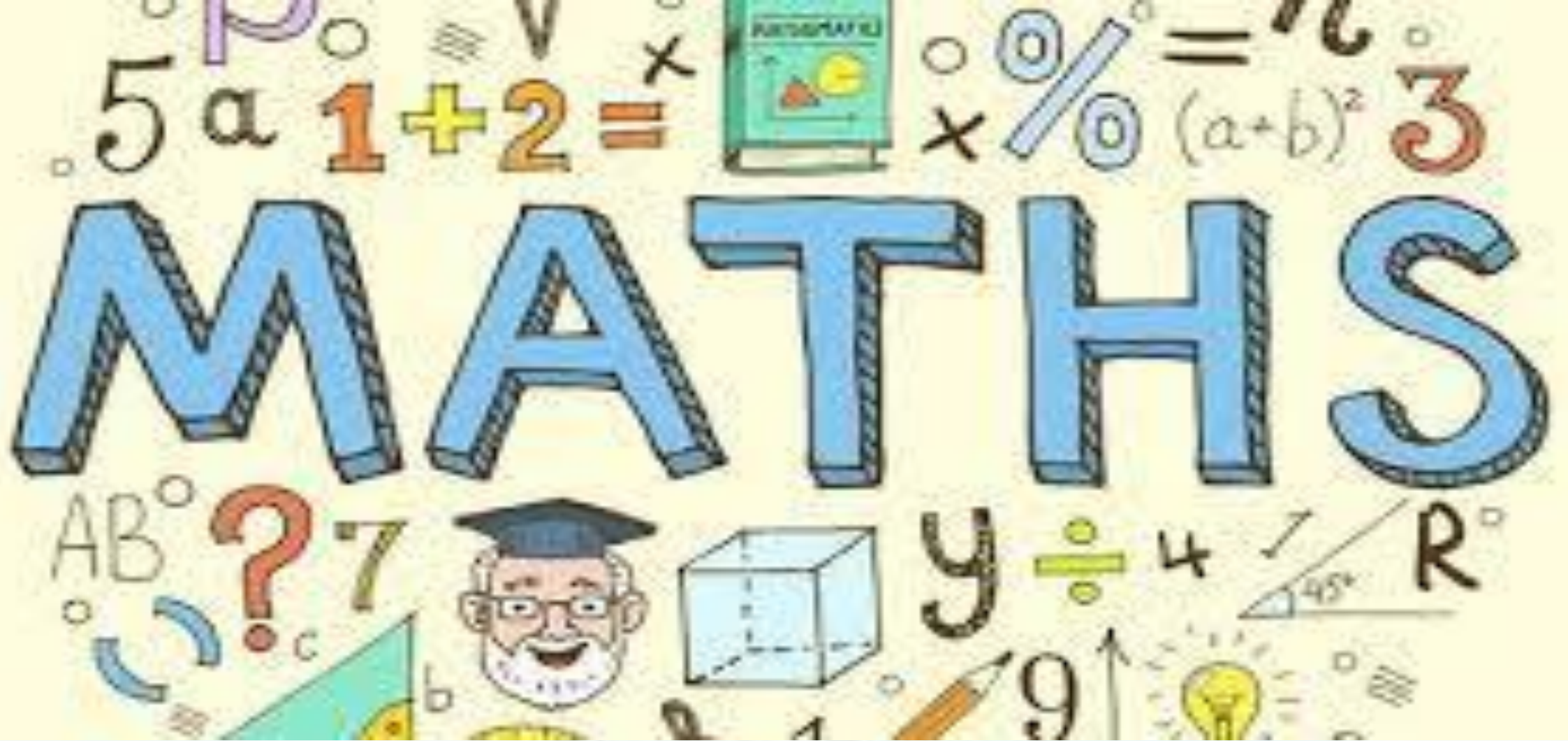




# Nature of Portfolio

- **Objective:**
  - To showcase the exposure of the POST S.E.A. students to digital learning and the development of 21<sup>st</sup> century skills through activities using Science, Technology, Engineering and Mathematics.
- **Target Audience:**
  - Standard 5 students who wrote the SEA exam
- **Duration:**
  - 6 weeks: May – June 2023




# MATHEMATICS

# Mathematics – Tally Charts & Frequency Tables

## *Interactive worksheet*





# Mathematics – Pictographs



*Survey done by students to collect data from teachers on their fast food preference*

# Mathematics – Multiplication

*Interactive game*





# Mathematics – Area




*Interactive video*



*Interactive game*



# Mathematics – Area



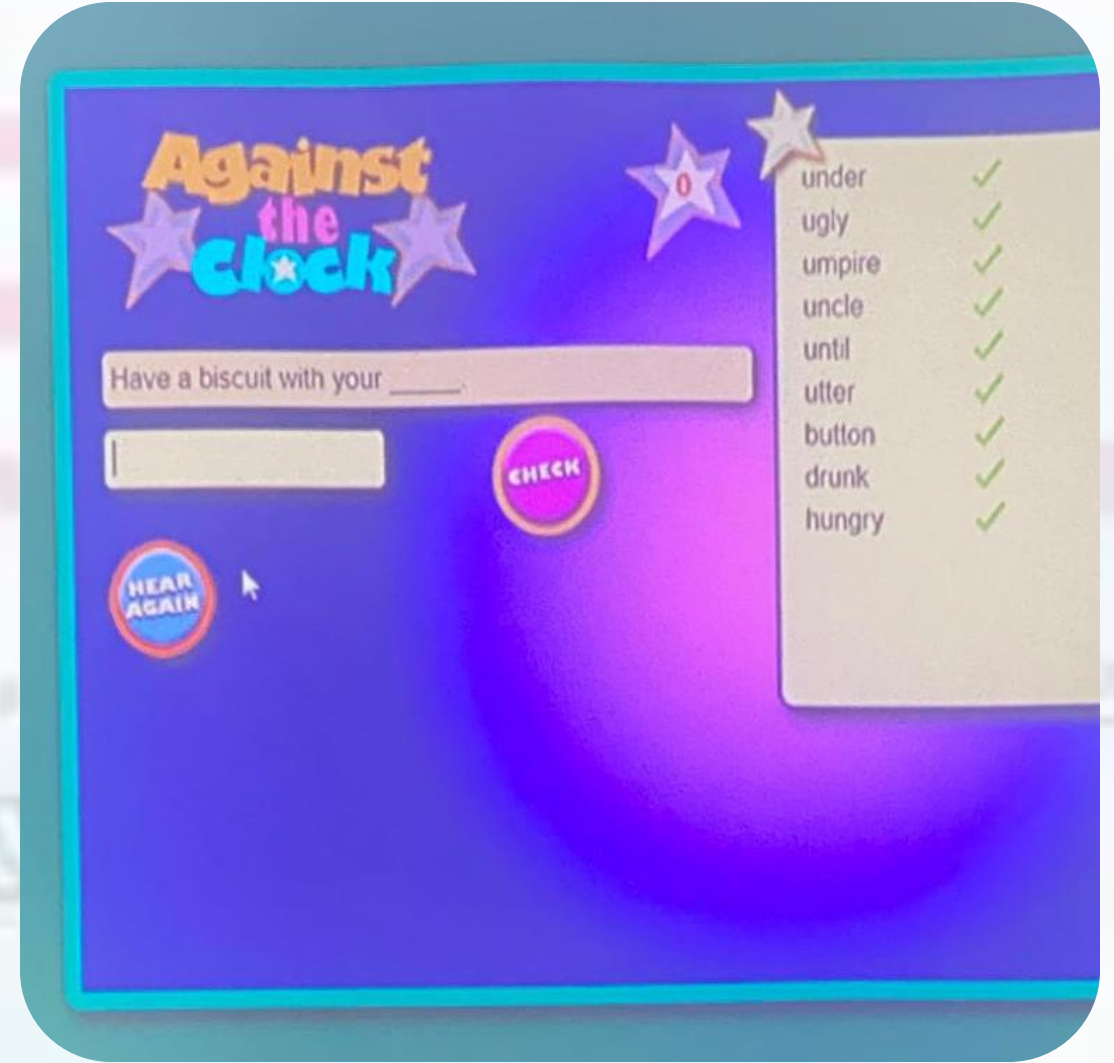
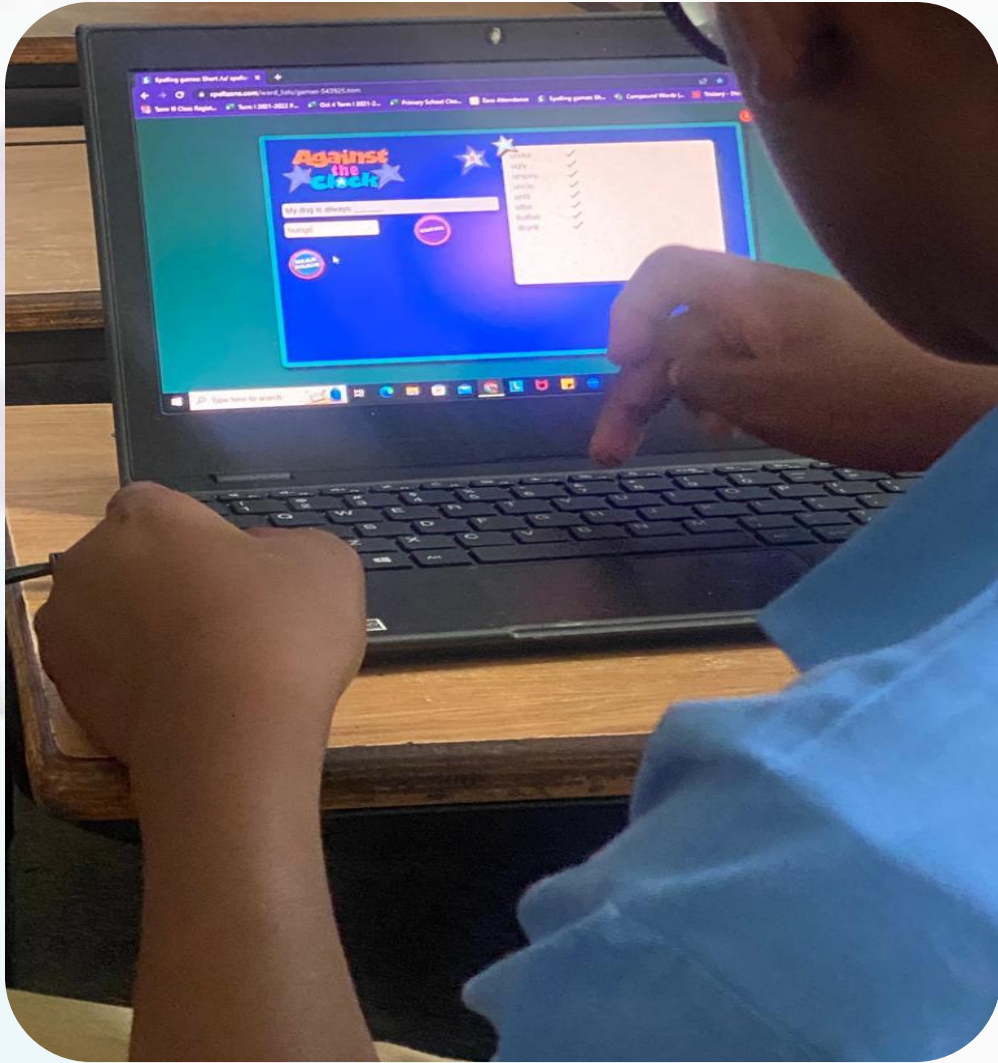




# ELA – Alphabet Review Lesson



# ELA – Phonics: Short 'u' sound



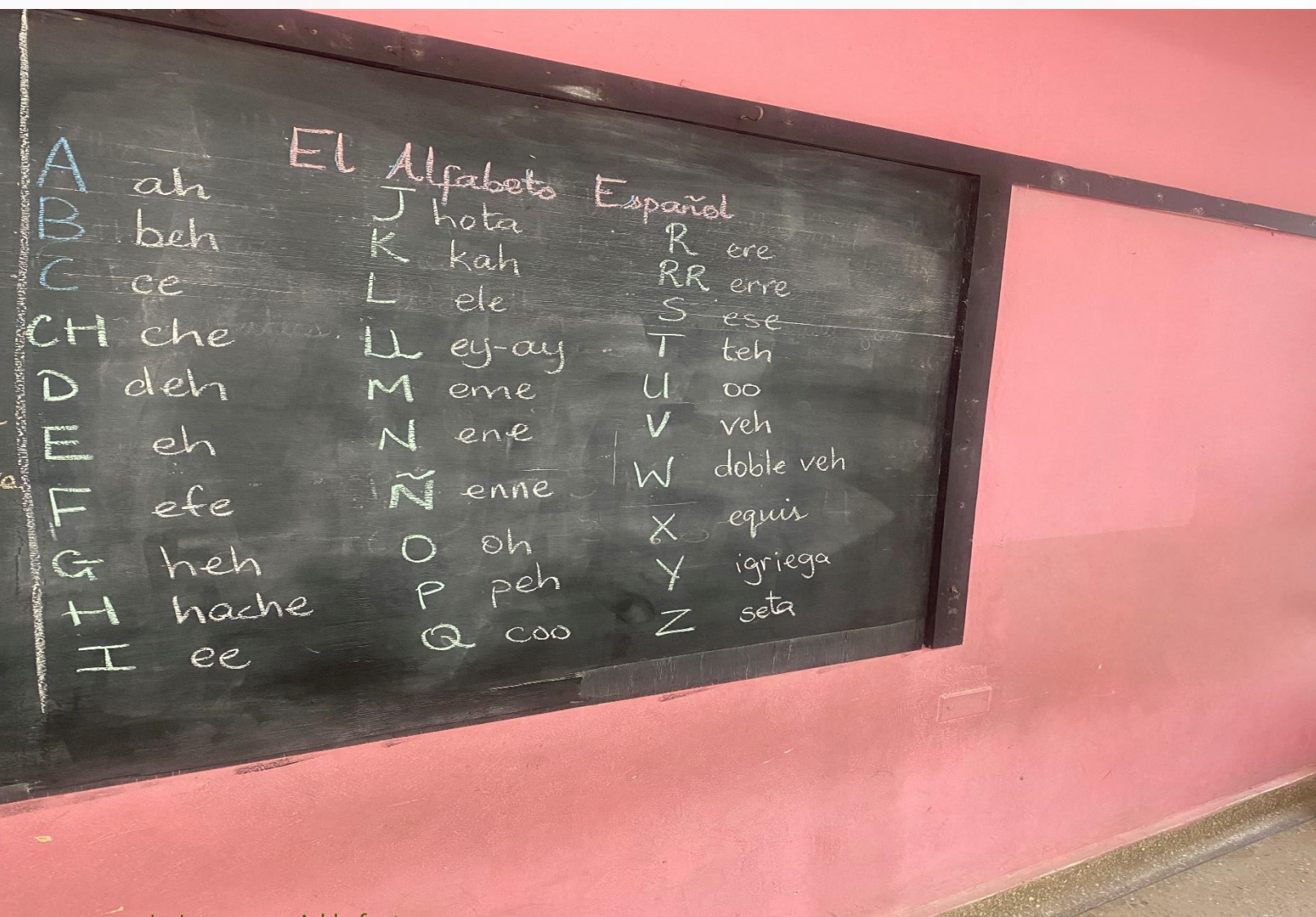
# ELA – Sight Words



# SPANISH



# Spanish – Week 1 – El Alfabeto Español



## The Spanish Alphabet

A B C D E F G

ah beh seh deh eh eh-feh hah

H I J K L M N

ah-keh ee ho-tah kah eh-leh eh-meh eh-neh

Ñ O P Q R S T

en-neh oh peh koo er-reh eh-seh teh

U V W X Y Z

oo oo-veh doh-bleh eh- yeh seh-tah  
oo-veh kees

# Spanish – Week 2 – ¿Cómo te llamas? Me llamo ...

¿Cómo te llamas?

Me llamo Juan.

Me llamo María



# Spanish – Week 2 - Duolingo

## *Interactive video*





# Spanish – Week 5 - Asking others their age


*Interactive video*




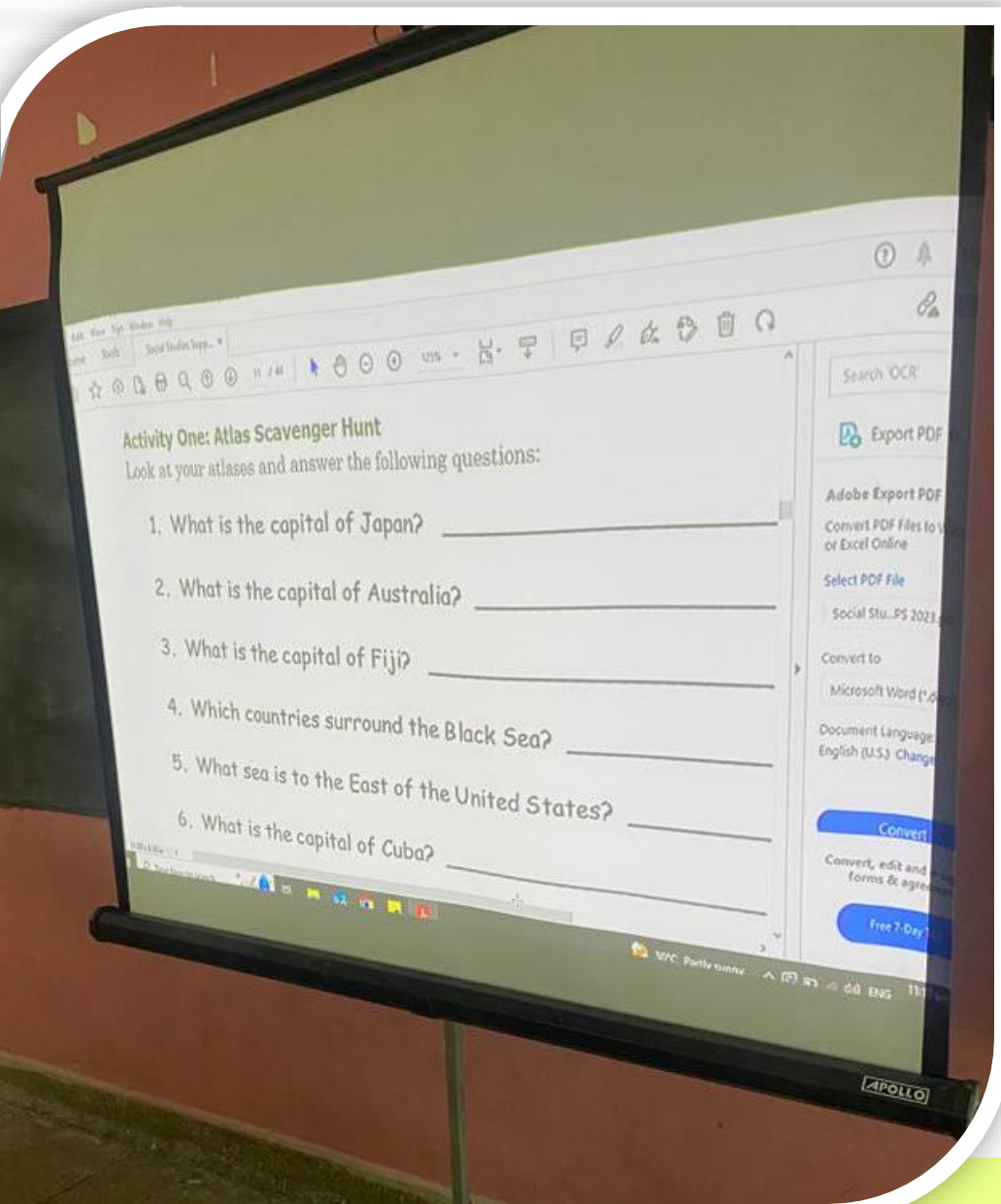
# SOCIAL STUDIES



# Social Studies – Mapping Our World



# Social Studies – Atlas Scavenger Hunt



# Social Studies – Landforms



# AGRICULTURAL SCIENCE



# Agricultural Science – Day 1

- Ploughing beds to prepare for transplanting
- Transplanting seedlings (Lettuce, Patchoi, Cabbage, Tomato, Pimento, Hot Pepper)



# Agricultural Science – Day 3 – Weeding and Moulding crops



Moulding

Weeding





# Agricultural Science – Weekend Watering Team



# Agricultural Science – Weeding & Moulding



# Agricultural Science – Fertilisation



# Agricultural Science – Crops at Week 4

Cabbage



Lettuce



Patchoi



# Agricultural Science – Crops at Week 4

Cabbage



Lettuce



Patchoi



# Agricultural Science – Cultivating a plant from a seed



*Educational Video*

# Agricultural Science – Harvested Crops



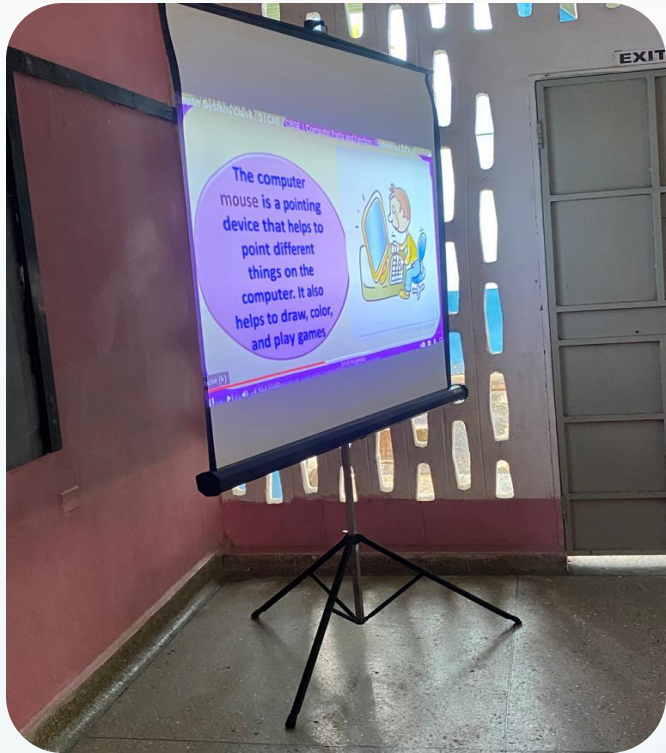
# Agricultural Science – Staking Tomatoes










# I.C.T. – Week 2 Components of a Computer System




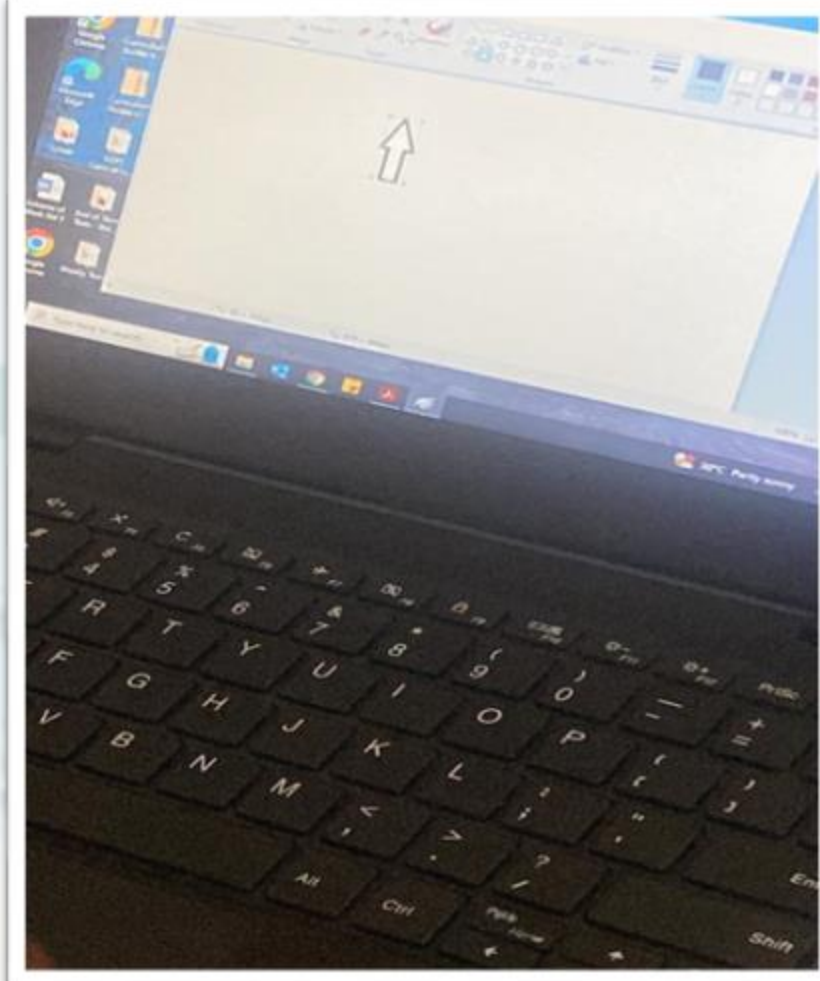

# I.C.T. – Rapid Typing Exercise



# I.C.T. – Using MS Word to type and using commands to format text (**B**, *I*, U)



# I.C.T. – Using MS Paint





# PHYSICAL EDUCATION

# Physical Education Week 2 Practical

Warm Up



Jumping  
Jacks



# Physical Education Week 4 Traditional Games

Farmer in the Den



Lost my glove on Saturday night





# VCCE



# VCCE

# RESPECT





# CULINARY ARTS

# Culinary Arts – Cheese paste Sandwich

- Listing ingredients, utensils and identifying the method used.



Step 1: Grating cheese



Step 2: Finely chop pimentos



Ingredients:

- 3kg cheese (60dallases)
- 6 leaves of bread (3 white, 3 wheat)
- 1 butter
- $\frac{1}{2}$  cup of Mayonnaise
- 1 tbsp of mustard
- 2 finely chopped pimentos
- 1 tsp of brown sugar
- Salt to taste
- $\frac{1}{2}$  tsp Paprika or Cayenne pepper

# Culinary Arts – Cheese paste Sandwich

- Step 3: Adding Mayonnaise, Mustard and Sugar to grated cheese and pimentos



# Culinary Arts – Cheese paste Sandwich

- Enjoying the end product !





# Culinary Arts – Waffles and Pancakes



Step 1: Adding flour to bowl



Step 2: Adding sugar to bowl



Step 3: Adding baking powder to bowl

# Culinary Arts – Waffles and Pancakes



Step 4: Adding milk to wet ingredients



Step 5: Mixing the dry ingredients





# Culinary Arts – Waffles and Pancakes



*Mixing the ingredients  
(video)*



Step 6: Mixing the wet and dry ingredients



Step 7: Using  $\frac{1}{4}$  cup measurement  
for each waffle/pancake



# Culinary Arts – Waffles and Pancakes




# Culinary Arts – Orange & Grapefruit Juice



# Culinary Arts – Orange & Grapefruit Juice

Students created and designed their own juice label



# Culinary Arts – Orange & Grapefruit Juice






# VAPA



VISUAL AND PERFORMING ARTS



# V.A.P.A. – Art: Draw a plant with flowers



# V.A.P.A. – Art: Paint a flower garden







# V.A.P.A. – Art: Paint a flower garden



# V.A.P.A. – Art: Making a Paper Flower



# V.A.P.A. – Art: Making a Paper Flower



# V.A.P.A. – Art: Making a Paper Flower Finished Product





# Money Management Discussion

## *Interactive Video*





GUIDANCE



SOLUTION



GOAL



MOTIVATION

# LEADERSHIP



COMMUNICATION



PLAN



VISION



DIRECTION

# Standard 5 students conducting morning assembly







# FIELD TRIPS

Step 1: *Step 1* **WTTT**

# Cipriani College of Labour & Co-operative Studies



**Date: 26<sup>th</sup> April 2023**

**Objective: To learn about health and safety at CCLCS Open Day**

# Health and Safety Open Day



# Health and Safety Open Day



# Health and Safety Open Day



# CNG Service Station and Chuck E Cheese's



**Date: 10<sup>th</sup> May 2023**

**Objective: To learn about the benefits and use of CNG**

# CNG Service Station and Chuck E Cheese's



# CNG Service Station and Chuck E Cheese's





# CNG Service Station and Chuck E Cheese's



Programming  
a robot  
using a  
computerized  
program



# CNG Service Station and Chuck E Cheese's





Term III has been excellent for me. It has been amazing and I learned a lot.  
---Shemiel P.

Term III was fun and amazing. I learned Spanish and Form 1 work.  
---Nathan T.

Term III was easy and fun. I learned how to introduce myself in Spanish and traditional games in P.E.  
---Jadelle J.

Term III was interesting and new. I took part in fun activities and I learned Secondary school work.  
---Tyron C.

Term III was exciting and wonderful. I enjoyed all subjects taught and it was new learning experience.  
---Brandon D.