



Government of the Republic of Trinidad and Tobago
Ministry of Education

Information & Communications Technology Division (ICTD)

SECONDARY ENTRANCE ASSESSMENT (SEA) RESULTS PORTAL

User Manual

Version. 2



Level 9, Tower A, Education Towers
#5 St. Vincent Street, Port-of-Spain
612-HELP (ICT Helpdesk)
icthelpdesk@moe.gov.tt
seaonline.help@moe.gov.tt



MINISTRY OF EDUCATION
ICTDMSION

Table of Contents

- 1. Version – 2.0 3

- 2. Background 3

- 3. Intended Users 3

- 4. Technical Assistance 3

- 5. Accessing the SEA Portal on an Android or IOS Device 4

- 6. Accessing the SEA Portal on a Desktop/Laptop 19

IMPORTANT (PLEASE READ BEFORE PROCEEDING)

The Secondary Entrance Assessment (SEA) Results Portal contains confidential student information

Access to and use of the information contained in this SEA Results Portal is restricted to legal parents or guardians of SEA candidates. Unauthorized access to or use of the information on the SEA Results Portal is a criminal offence pursuant to the **Computer Misuse Act of Trinidad and Tobago Chapter 11:17** and may result in prosecution.

1. Version – 2.0

Please note that this manual will be updated as new features are added to the system. Be sure that you are always referencing the latest version of the SEA Results Portal Manual. This section will contain a summary of the changes made in the newest version of the manual.

2. Background

The office of the Division of Educational Research and Evaluation (DERE) and the Information and Communications Technology Division (ICTD) have collaborated to design and develop a web-based results portal for the communication of Secondary Entrance Assessment results of parents/guardians and students.

The Portal will be accessible from 12:00 noon on the day of results.

The SEA Admission Slip is required to access the Portal. If you do not have your Slip, please contact your child/ward's Principal who will make the request on your behalf, for sea support.

3. Intended Users

The SEA Results Portal is intended for use by Parents/Guardians and Students. **Access to this system is for authorized users only.**

4. Technical Assistance

For technical assistance, please email seaonline.help@moe.gov.tt.



Accessing the SEA Portal on an Android or IOS Device

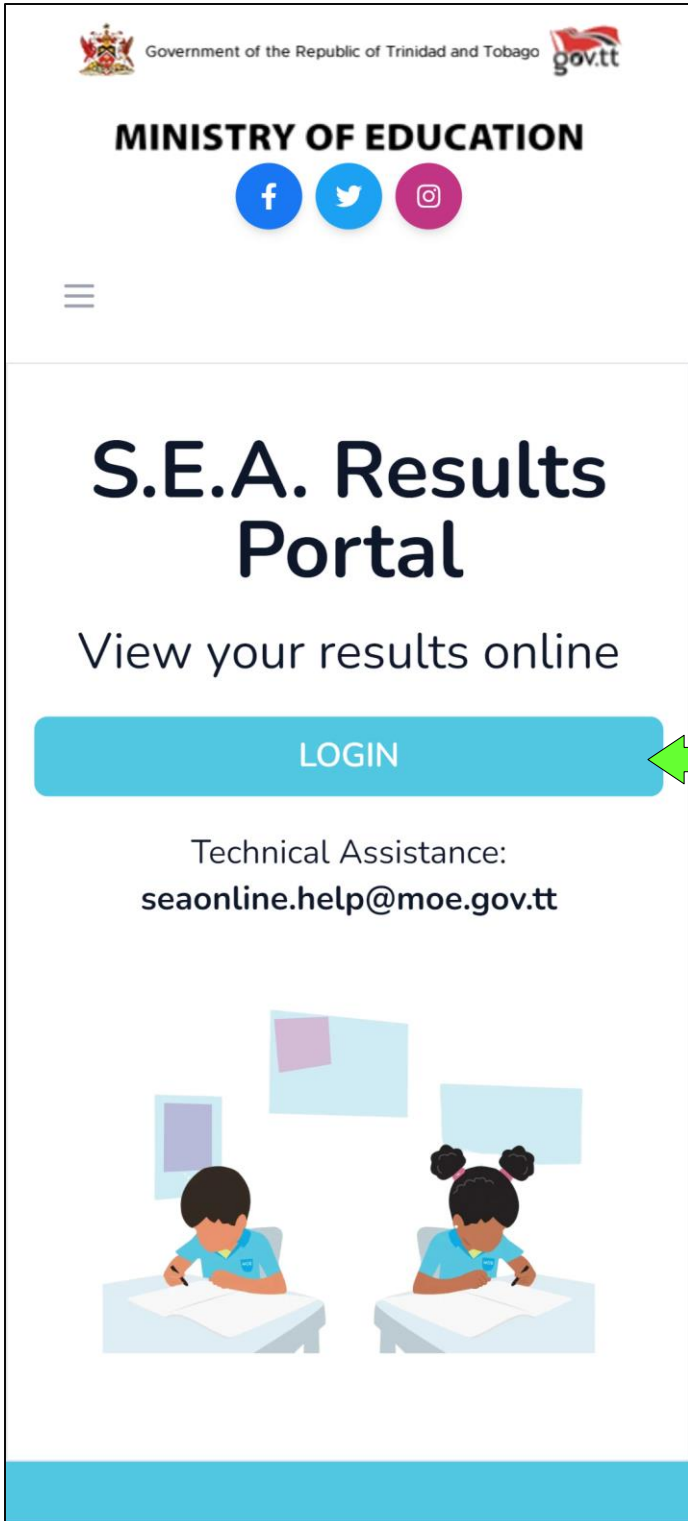
Powered by
android 

STEP 1 – Getting to the Portal

To access the SEA Results Portal, enter/click on the following link into the address bar of your device's web browser:

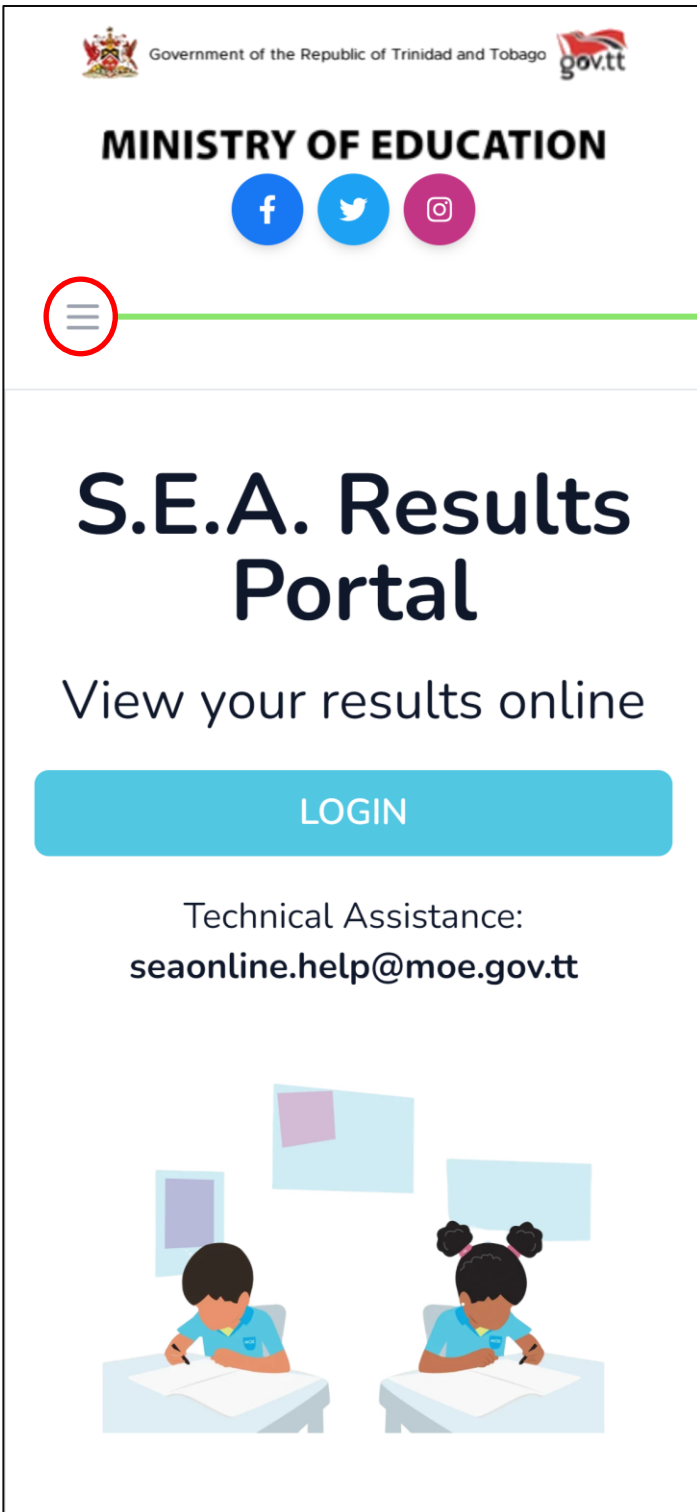
<https://seareresults.moe.gov.tt/>

STEP 2 – Accessing the Login Page

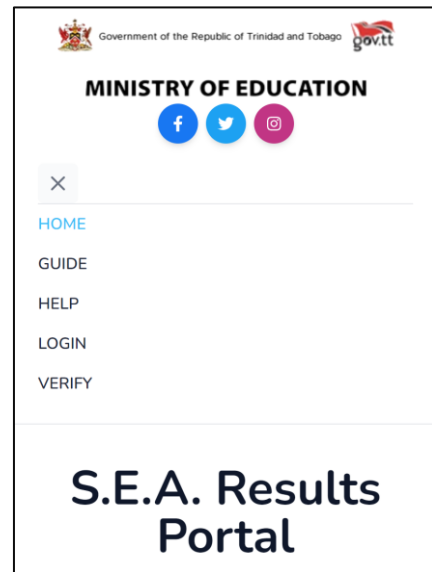


Tap on the **LOGIN** button located at the center of the screen

STEP 2.1 – Accessing the Menu



To access the **MENU**, click on the Hamburger icon on the top left of the screen



HOME will take you to the landing page

GUIDE will allow you to access this User Manual

HELP will direct you to the official information page on the MOE's website

LOGIN will take you to the LOGIN page. Performs the same function as Primary Login Button (step 2)

VERIFY will show you a form where you can enter a verification code to verify your results

STEP 3 – Enter Student Number and Date of Birth

Government of the Republic of Trinidad and Tobago gov.tt

MINISTRY OF EDUCATION

Ministry of Education
20xx Secondary Entrance Assessment
Admission Slip

District: Caroni Gender: M
School: Caroni Private Candidate School
Student Name: Jane Doe Date of Birth: 05-Feb-2009
Student #: 1234567890 Admission #: 480566

Student Number (points to 1234567890)
Date of Birth (points to 05-Feb-2009)

Student Login

Student Number

Date of Birth

Month > Year > Date

LOGIN

Enter your student number

Locate your **STUDENT NUMBER** and **DATE OF BIRTH** on the bottom left and right of your SEA Admissions Slip (as seen in graphic) and fill out form. See **next** pages for how to use the date picker.

Ministry of Education
20xx Secondary Entrance Assessment
Admission Slip

District: Caroni Gender: M
School: Caroni Private Candidate School
Student Name: Jane Doe Date of Birth: 05-Feb-2009
Student #: 1234567890 Admission #: 480566

Student Number (points to 1234567890)
Date of Birth (points to 05-Feb-2009)

Student Login

Student Number
1234567890

Date of Birth

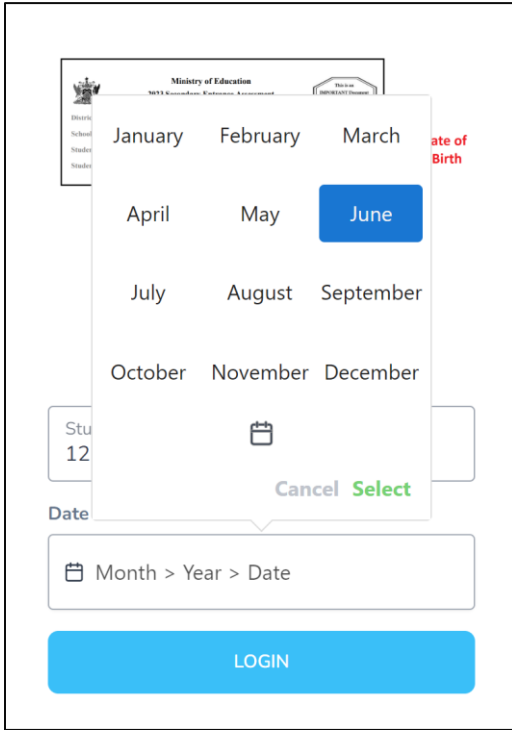
Month > Year > Date

LOGIN

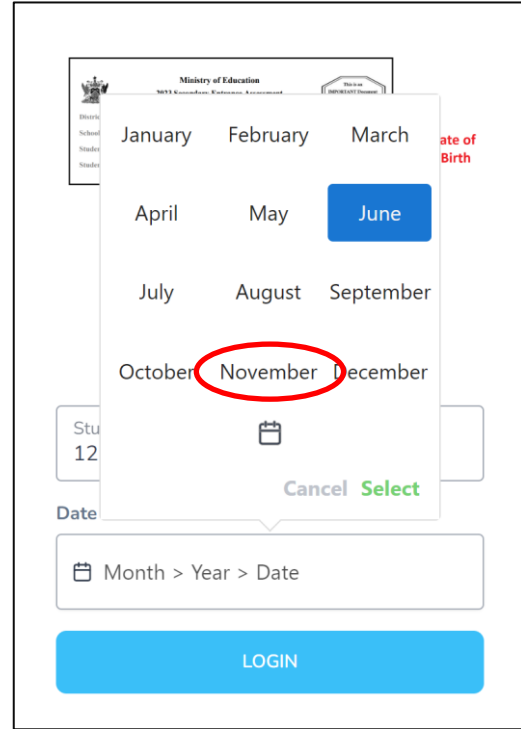
STEP 3.1 – Using the Date-Picker / Calendar

Click on the date of birth field. You would need to select, firstly, the month of your date of birth, followed by the year then day. The screenshots below demonstrates an **example** if the user had a date of birth of 11-06-2010 (MM-DD-YYYY).

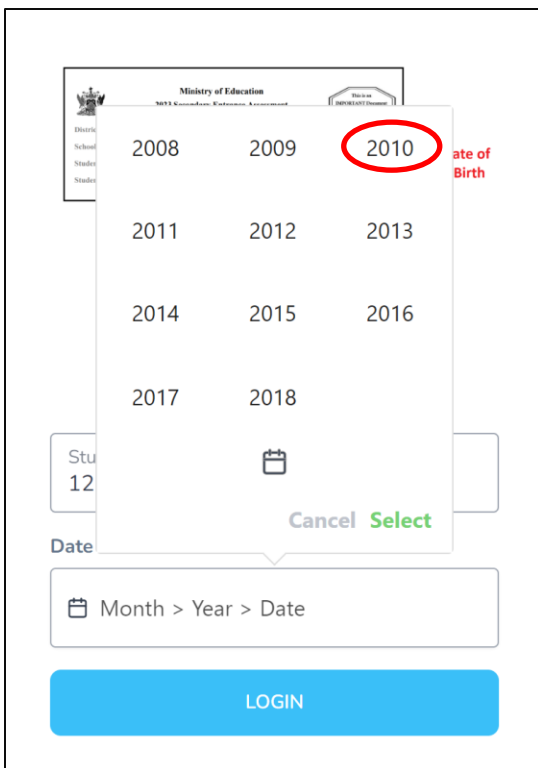
1 Select the Date of Birth Input



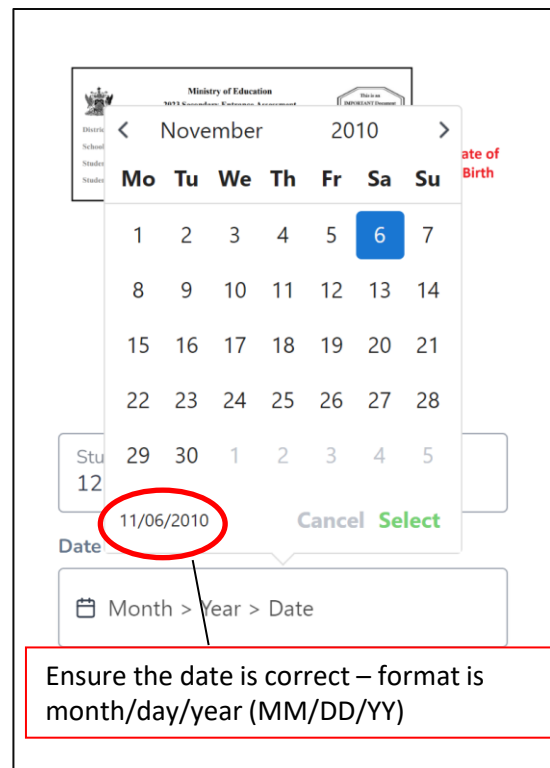
2 Tap on month of your date of birth (*November (11)*)



3 Next, select the year (2010)

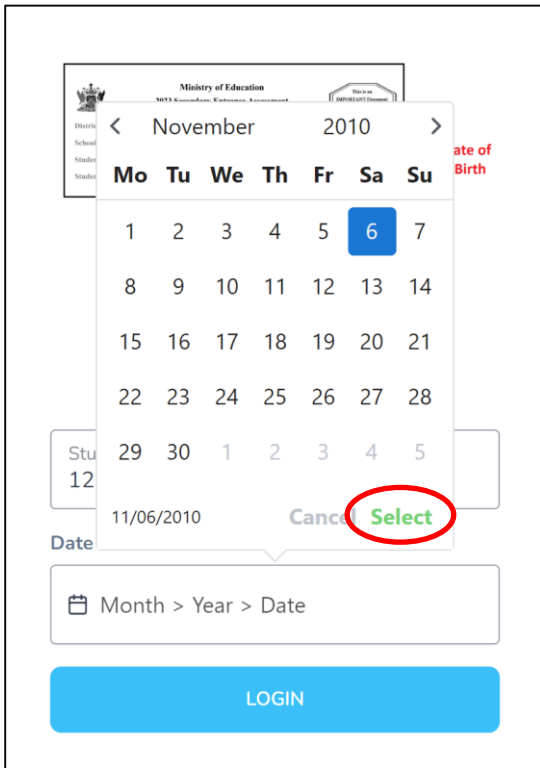


4 Then tap on the day (6)

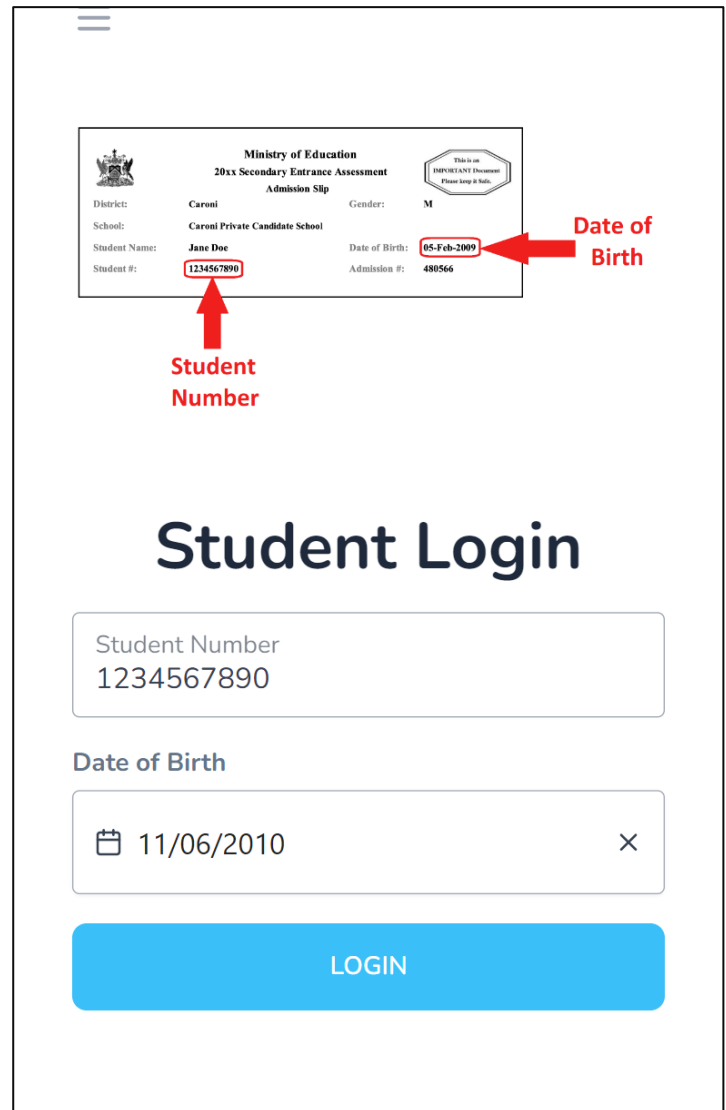


STEP 3.1 – Using the Date-Picker / Calendar

- 5 Lastly, tap **Select** to set the value as your input



Final Result:



STEP 4 – Submitting information

The screenshot shows the Ministry of Education's digital interface. At the top, it features the Government of the Republic of Trinidad and Tobago logo and the gov.tt website address. Below this is the Ministry of Education logo and social media icons for Facebook, Twitter, and Instagram. A hamburger menu icon is located on the left side.

The central focus is the 'Ministry of Education 20xx Secondary Entrance Assessment Admission Slip'. The slip contains the following information:

District:	Caroni	Gender:	M
School:	Caroni Private Candidate School	Date of Birth:	05-Feb-2009
Student Name:	Jane Doe	Admission #:	480566
Student #:	1234567890		

Red arrows point from the text 'Student Number' to the student number '1234567890' and from 'Date of Birth' to the date '05-Feb-2009' on the slip.

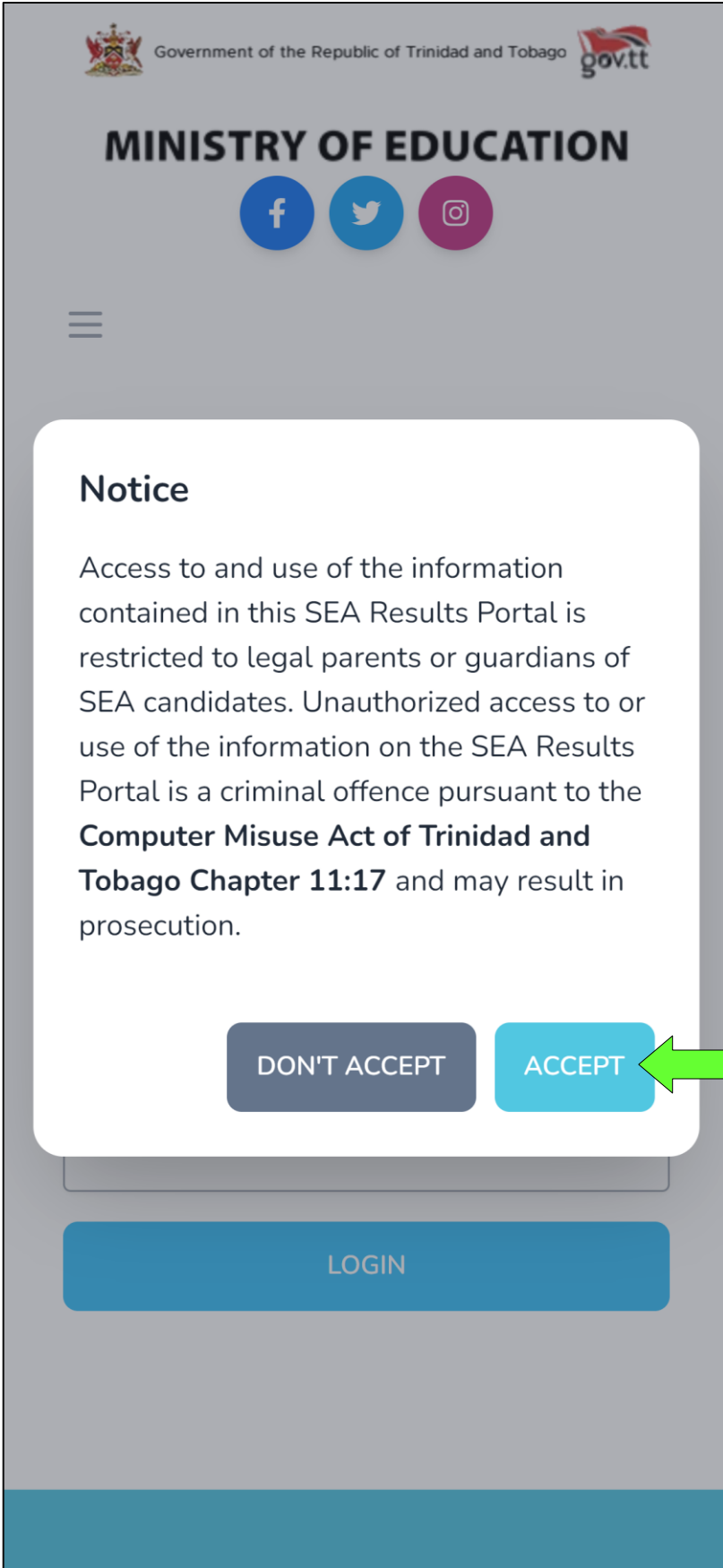
Below the slip is the 'Student Login' section, which includes:

- A text input field for 'Student Number' containing '1234567890'.
- A 'Date of Birth' label above a date picker field showing '11/06/2010' with a close button (X).
- A large blue 'LOGIN' button.

A green arrow points from a text box on the right to the 'LOGIN' button.

Tap LOGIN once you have ensured the information is correct.

STEP 5 – Login with legal notice 1



Read the **LEGAL NOTICE** and click **ACCEPT** if you accept the terms of same.

STEP 3 – Negating the 419 Error (IOS)

Some iOS Devices block all cookies on a browser by default (mostly Safari but can happen on Chrome in iOS). Cookies are a method used to store data on the browser and blocked cookies will affect the user's ability to login.

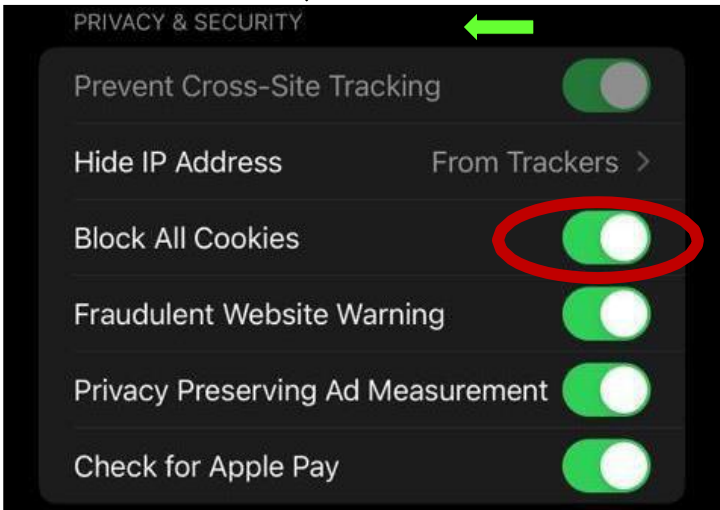
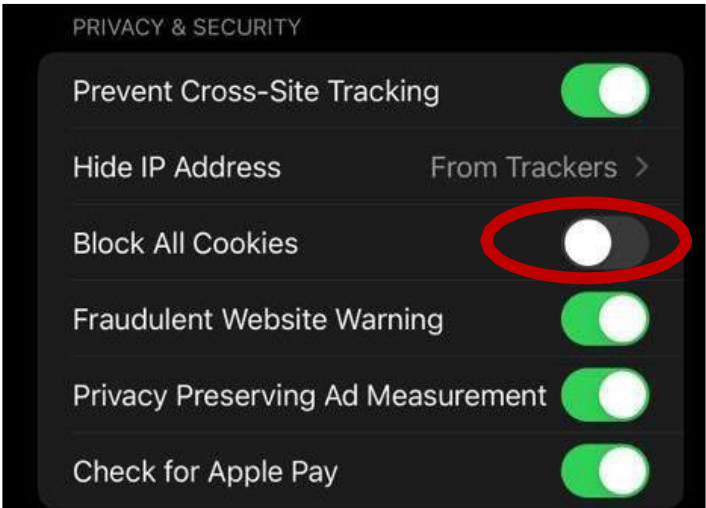
For **IOS Devices**, ensure these configurations are set

BLOCKED COOKIES on Safari will throw this error when trying to LOGIN

To resolve this error, go to your Settings app
And scroll down to Safari



In **SAFARI** (or whatever iOS browser you use) scroll to **PRIVACY & SECURITY** and **UNCHECK** Block All Cookies if it is selected.



Retry logging in now. It should work.

STEP 6–2nd Authentication step with legal notice 2

Ministry of Education
20xx Secondary Entrance Assessment
Admission Slip

District: Caroni Gender: M
School: Caroni Private Candidate School
Student Name: Jane Doe Date of Birth: 05-Feb-2009
Student #: 1234567890 Admission #: 480566

This is an IMPORTANT Document! Please keep it safe.

Multi-Factor Authentication

Admissions Number
123456

VERIFY

Admissions
Number

1

Enter
Admissions
Number

Tap **VERIFY** once you've
correctly entered you
admission number

2

20xx Secondary Entrance Assessment
Admission Slip

District: North Eastern Gender: M
School: North Eastern Private Candidates
Student Name: JAMES GRANT
Student Number: 1234567890 Date of Birth: 21-Apr-2010

Notice

I hereby confirm that I am the legal parent
or guardian of the SEA candidate whose
Student Performance Report I wish to
access.

DON'T ACCEPT ACCEPT

Read the **LEGAL NOTICE** and click
ACCEPT if you accept the terms of
same.

3

STEP 7 – Dashboard

Upon successful authentication, you will enter the Portal and be greeted by your **DASHBOARD**. This area contains pertinent information and a link to the [SEA BOOKLET](#)

The image shows a mobile application interface for the S.E.A Results Portal. The main screen displays the Ministry of Education logo, a welcome message to parents and students, and a 'VIEW RESULTS' button. A hamburger menu icon is circled in red in the top left corner. A callout box points to this icon with the text: 'Tap on the Hamburger Icon to access the MENU'. Another callout box points to the 'Results' option in the menu with the text: 'To see your SEA results on the menu, tap Results OR click on VIEW RESULTS button'. The menu itself is shown as a dark blue overlay with options for 'Dashboard' and 'Results'.

Log Out [→]

The Government of the Republic of Trinidad and Tobago
MINISTRY OF EDUCATION

Dear Parent & Student,
The hard copy of the “Student Performance Report” is the official statement of your child’s SEA results. A **Secondary Entrance Assessment Information Booklet** can be found on the Ministry of Education’s Facebook page and is also available for download [here](#).

VIEW RESULTS

The SEA Information Booklet provides answers to some frequently asked questions such as:

- What are the components of the Secondary Entrance Assessment (SEA)?
- How are the subjects in the SEA scored and weighted?
- Who is responsible for the marking of the SEA Test papers?
- What is the process for placement?
- What criteria is used to place students in secondary schools?
- Where can I obtain information about my child’s performance on the SEA?
- Why are some students placed in schools...

S.E.A Results Portal

Dashboard

Results

To see your SEA results on the menu, tap Results **OR** click on **VIEW RESULTS** button

STEP 8 – Accessing the Results Page

The screenshot shows a mobile application interface for viewing exam results. At the top left is a hamburger menu icon, and at the top right is a 'Log Out' button with an external link icon. A prominent blue button labeled 'DOWNLOAD PDF' with a PDF icon is positioned below the header. A green arrow points from this button to a text box on the right. Below the button, a large blue-bordered box contains the student's details and subject list. A second green arrow points from the right side of this box to another text box. The student details include Name (JOHN, I), Student Number (1231231), Date of Birth (2010-03-), Gender (MALE), and Examination Centre (0148 - C). Below this is a table with a 'SUBJECT' header and three rows: 'Mathematics', 'English Language Arts', and 'English Language Arts Writing'. At the bottom right of the table, the letter 'G' is visible.

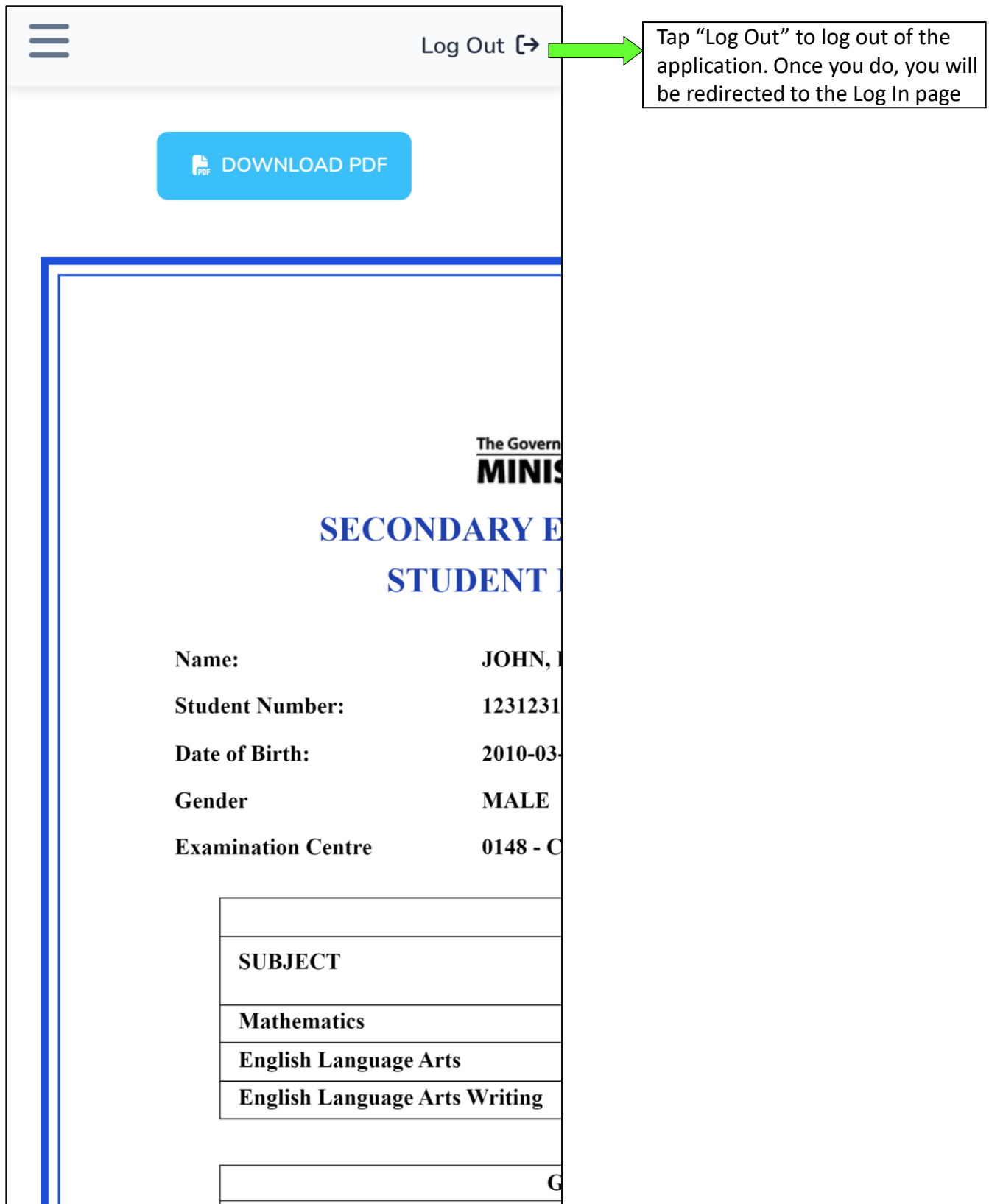
Tap Download PDF to download an official copy of your results in the format: SEA-Results-2023.pdf
Note: your browser must have a PDF viewer (E.g., Chrome)

Scroll through the screen to **VIEW** your results and **LOGOUT** when completed.

Disclaimer: Please be advised that the **mobile** view of results for this app is not supported on **Firefox** or **Edge**.

Instead, we kindly ask that you please use either **Google Chrome** or **Safari** on your mobile device. Alternatively, you can use a laptop/ desktop with any browser.

STEP 9 – Logout of application



The screenshot shows a mobile application interface. At the top right, there is a 'Log Out' button with an external link icon. A green arrow points from a callout box to this button. The callout box contains the text: 'Tap "Log Out" to log out of the application. Once you do, you will be redirected to the Log In page'. Below the 'Log Out' button is a blue 'DOWNLOAD PDF' button. The main content area is framed by a blue border and contains the following text:

The Govern
MINIS

SECONDARY E
STUDENT I

Name:	JOHN, I
Student Number:	1231231
Date of Birth:	2010-03-
Gender	MALE
Examination Centre	0148 - C

SUBJECT
Mathematics
English Language Arts
English Language Arts Writing

G

Verifying Results (Optional) (1)

converted to a standard score and weighted.

Secondary School Assigned: 0075 - EXAMPLE SECONDARY SCHOOL
Registration Date: 22 June 2023

- Please contact your assigned school for further registration details.
- Remember to download the SEA Information Booklet which provides answers to some frequently asked questions such as "how to request a review of scores" and "how to apply for a transfer" among other important information.

1b3b3c15-db4d-4332-bb53-f220cc6a2837

1

Copy verification code

Government of the Republic of Trinidad and Tobago gov.tt

MINISTRY OF EDUCATION

f t i

×

HOME

GUIDE


HELP

LOGIN

VERIFY 2 Tap Verify link

• Please contact your assigned school for further registration details.
• Remember to download the SEA Information Booklet which provides answers to some frequently asked questions such as "how to request a review of scores" and "how to apply for a transfer" among other important information.

34a10a2d-91b3-4ba8-8911-29237e121a7a
Verification Code



Results Verification

Enter 32-Digit Code
1b3b3c15-db4d-4332-bb5

Enter verification code
837 3

VERIFY

Verifying Results (2)

Government of the Republic of Trinidad and Tobago

Verified Result ✓

You should see "Verified Result"

The Government of the Republic of Trinidad and Tobago
MINISTRY OF EDUCATION

**SECONDARY ENTRANCE
STUDENT PERFORMANCE**

Name: JOHN, DANIEL
Student Number: 1234567890
Date of Birth: 21 April 2010
Gender: Male
Examination Centre: 0663 - TORRIB TRAI


SUBJECT SCORES	
SUBJECT	MAXIMUM RAW SCORE
Mathematics	100
English Language Arts	100
English Language Arts Writing	20

GENERAL PERFORMANCE

The Composite Standard Score, which is used to compare the student's performance with other students in the secondary school, is the total of the student's scores in all subjects.

MacBook Pro

7. Accessing the SEA Portal on a Desktop/Laptop



Windows 11

STEP 1 – Getting to the Portal

To access the SEA Results Portal, enter/click on the following link into the address bar of your device's web browser:

<https://seareresults.moe.gov.tt/>

STEP 2 – Accessing the Login Page and Menu

Government of the Republic of Trinidad and Tobago

MINISTRY OF EDUCATION

HOME GUIDE HELP LOGIN VERIFY

S.E.A. Results Portal

View your results online

LOGIN

Technical Assistance: seonline.help@moe.gov.tt

Ministry of Education
Education Towers
#5 St. Vincent Street

Contact Us
1 (868) 622-2181
info@moe.gov.tt

About Us
The Ministry of Education, conveniently located in downtown Port of Spain, is a one-stop hub for all education-related matters. The newly re-structured Ministry now has responsibility for the Scholarship and

Click on the **LOGIN** button located at the center left of the screen OR on the top right Menu

HOME will take you to the landing page

GUIDE will allow you to access this User Manual

HELP will direct you to the official information page on the MOE's website

LOGIN will take you to the LOGIN page. Performs the same function as Primary Login Button (step 2)

VERIFY will show you a form where you can enter a verification code to verify your results

STEP 3 – Enter Student Number and Date of Birth

Locate and fill in your STUDENT NUMBER and DATE OF BIRTH on the bottom left and right of your SEA Admissions Slip (as seen in graphic).

Government of the Republic of Trinidad and Tobago

MINISTRY OF EDUCATION

HOME GUIDE HELP LOGIN VERIFY

Ministry of Education
20xx Secondary Entrance Assessment
Admission Slip

District: Caroni Gender: M
School: Caroni Private Candidate School
Student Name: Jane Doe Date of Birth: 05-Feb-2009
Student #: 1234567890 Admission #: 480566

Student Login

Technical Assistance:
seaonline.help@moe.gov.tt

Student Number
Date of Birth
Month > Year > Date
LOGIN

When you click on the **Date of Birth** field, a date-picker/calendar will appear as shown

Ministry of Education
Education Towers
#5 St. Vincent Street
Port of Spain

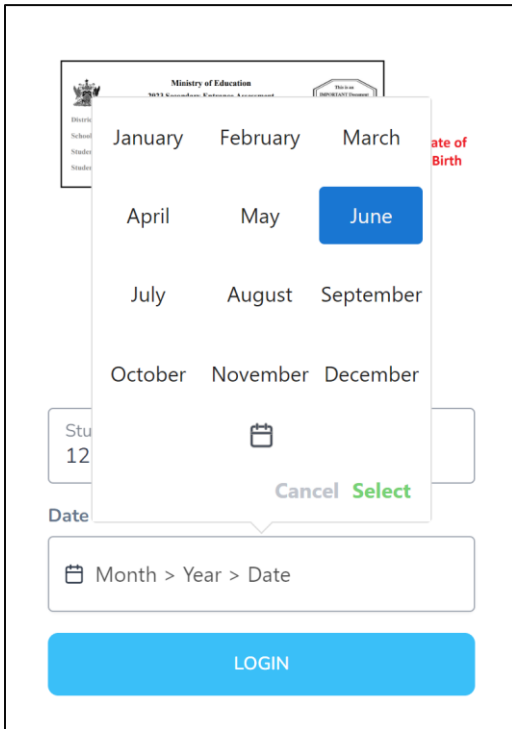
Contact Us
1 (868) 622-2181
info@moe.gov.tt
MOE HR HelpDesk

About Us
The Ministry of Education, conveniently located in downtown Port of Spain, is a one-stop hub for all education-related matters. The newly re-structured Ministry now has responsibility for the Scholarship and Advanced Training Division (SATD) as well as oversight for all tertiary...

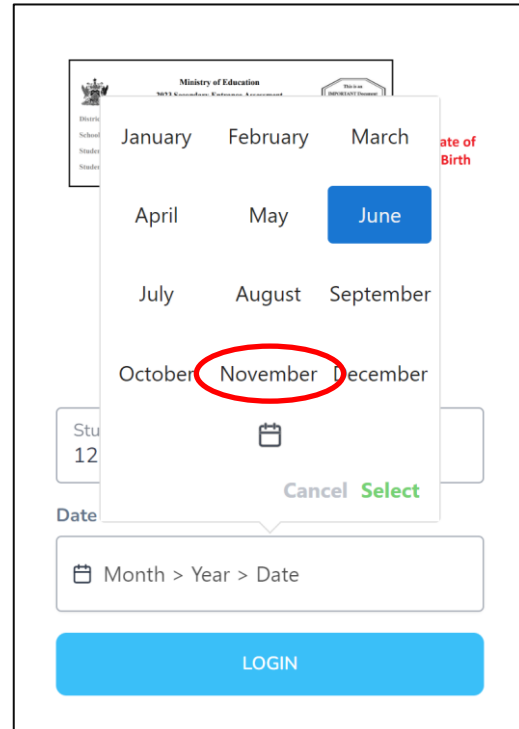
STEP 3.1 – Using the Date-Picker / Calendar

Click on the date of birth field. You would need to select, firstly, the month of your date of birth, followed by the year then day. (The screenshots below demonstrates if the user had a date of birth of 11-06-2010 (MM-DD-YYYY)).

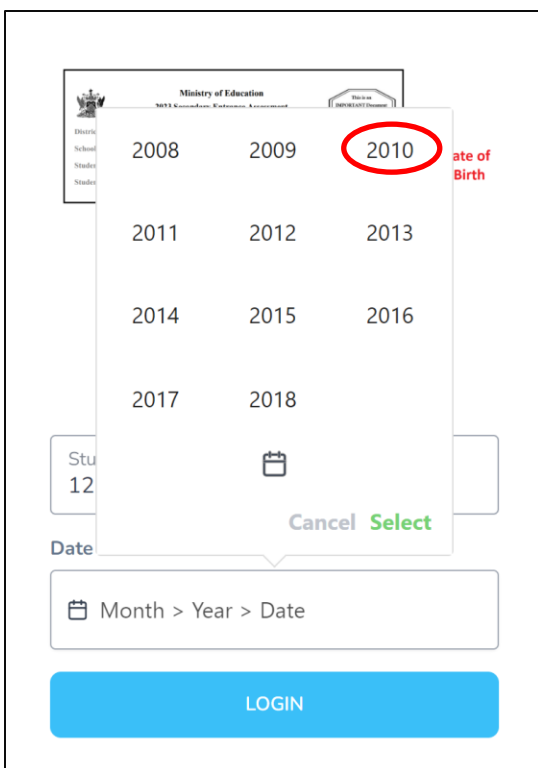
1 Select the Date of Birth Input



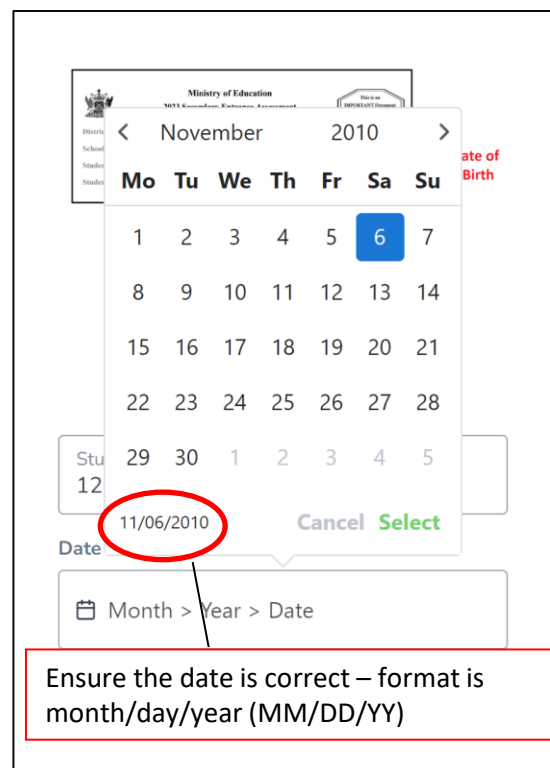
2 Tap on month of your date of birth (November (11))



3 Next, select the year (2010)

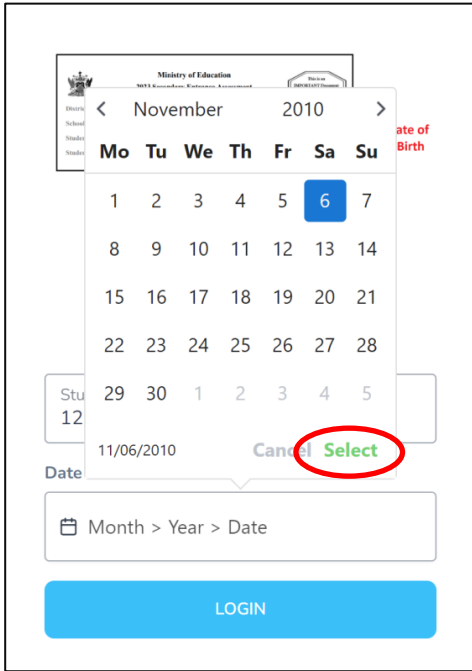


4 Then tap on the day (6)

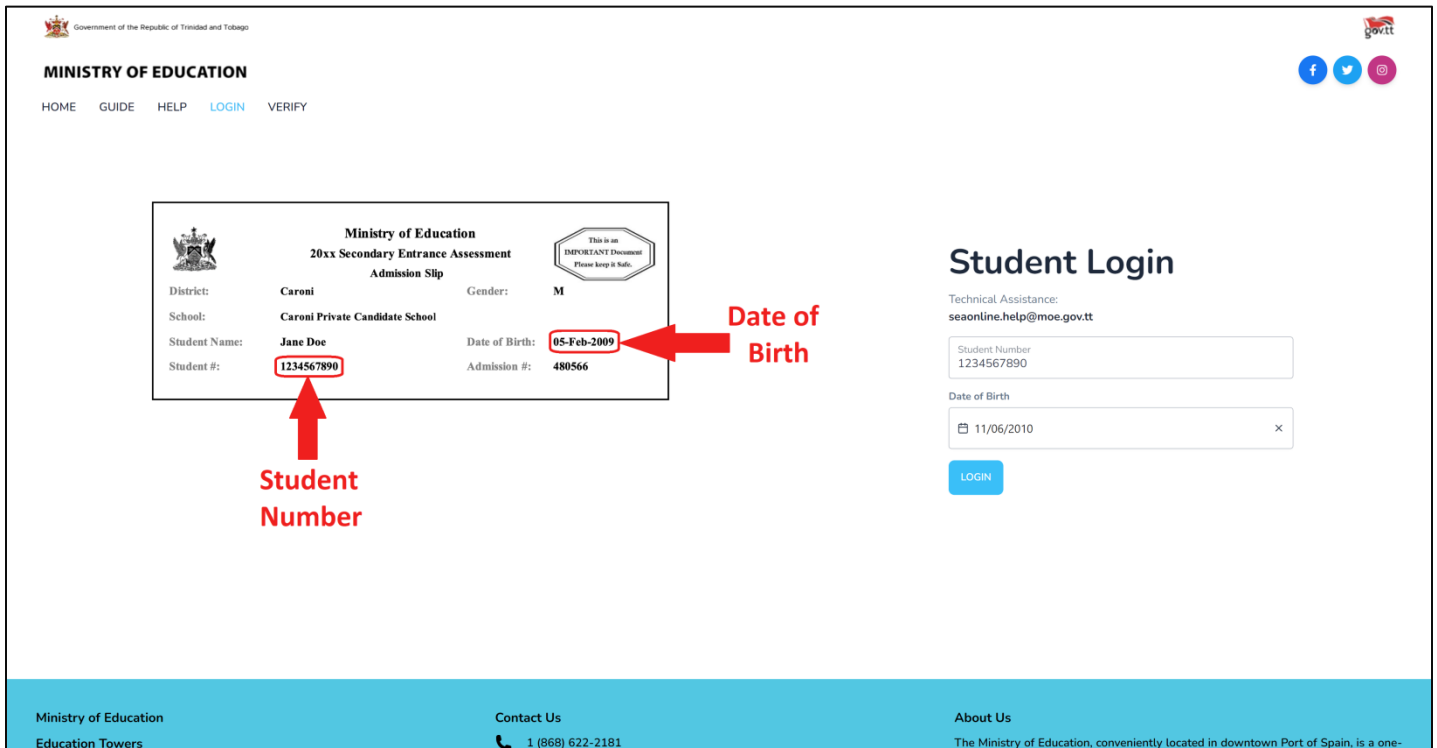


STEP 3.1 – Using the Date-Picker / Calendar

- 5 Lastly, tap Select to set the value as your input



Final Result:



STEP 4 – Login with Legal Notice 1

Government of the Republic of Trinidad and Tobago

MINISTRY OF EDUCATION

HOME GUIDE HELP **LOGIN** VERIFY

Ministry of Education
20xx Secondary Entrance Assessment
Admission Slip

District: Caroni Gender: M
School: Caroni Private Candidate School
Student Name: Jane Doe Date of Birth: 05-Feb-2009
Student #: 1234567890 Admission #: 480566

Student Login

Technical Assistance:
seaonline.help@moe.gov.tt

Student Number
1234567890

Date of Birth
11/06/2010

LOGIN

Click on the **LOGIN** after correctly fill in Student Number and Date of Birth.

Ministry of Education
Education Towers

Contact Us
1 (868) 622-2181

About Us
The Ministry of Education, conveniently located in downtown Port of Spain, is a one-

STEP 4.1 – Login with Legal Notice 1

Government of the Republic of Trinidad and Tobago

MINISTRY OF EDUCATION

HOME GUIDE HELP **LOGIN** VERIFY

Ministry of Education
20xx Secondary Entrance Assessment
Admission Slip

District: Caroni Gender: M
School: Caroni Private Candidate School
Student Name: Jane Doe Date of Birth: 05-Feb-2009
Student #: 1234567890 Admission #: 480566

Notice

Access to and use of the information contained in this SEA Results Portal is restricted to legal parents or guardians of SEA candidates. Unauthorized access to or use of the information on the SEA Results Portal is a criminal offence pursuant to the Computer Misuse Act of Trinidad and Tobago Chapter 11:17 and may result in prosecution.

DON'T ACCEPT **ACCEPT**

Student Login

Technical Assistance:
seaonline.help@moe.gov.tt

Student Number
1234567890

Date of Birth
11/06/2010

LOGIN

Read the **LEGAL NOTICE** and click **ACCEPT** if you accept the terms

STEP 5 – Verify with Legal Notice 2

As an additional verification method, enter the **ADMISSION NUMBER** located on the top right of your Admissions Slip and click **VERIFY**

The screenshot shows the Ministry of Education website interface. On the left, there is a box titled "Ministry of Education 20xx Secondary Entrance Assessment Admission Slip". It contains the following information:

District:	Caroni	Gender:	M
School:	Caroni Private Candidate School		
Student Name:	Jane Doe	Date of Birth:	05-Feb-2009
Student #:	1234567890	Admission #:	480566

The admission number "480566" is highlighted with a red box and a red arrow pointing to it, with the text "Admissions Number" below. To the right, there is a "Multi-Factor Authentication" section with a text input field containing "123456" and a blue "VERIFY" button. A green arrow points from the "VERIFY" button to a text box that says "Click on the **VERIFY** button after correctly filling in Student Number and Date of Birth."

STEP 5.1 – Login: Two-Factor Authentication with Legal Notice 2

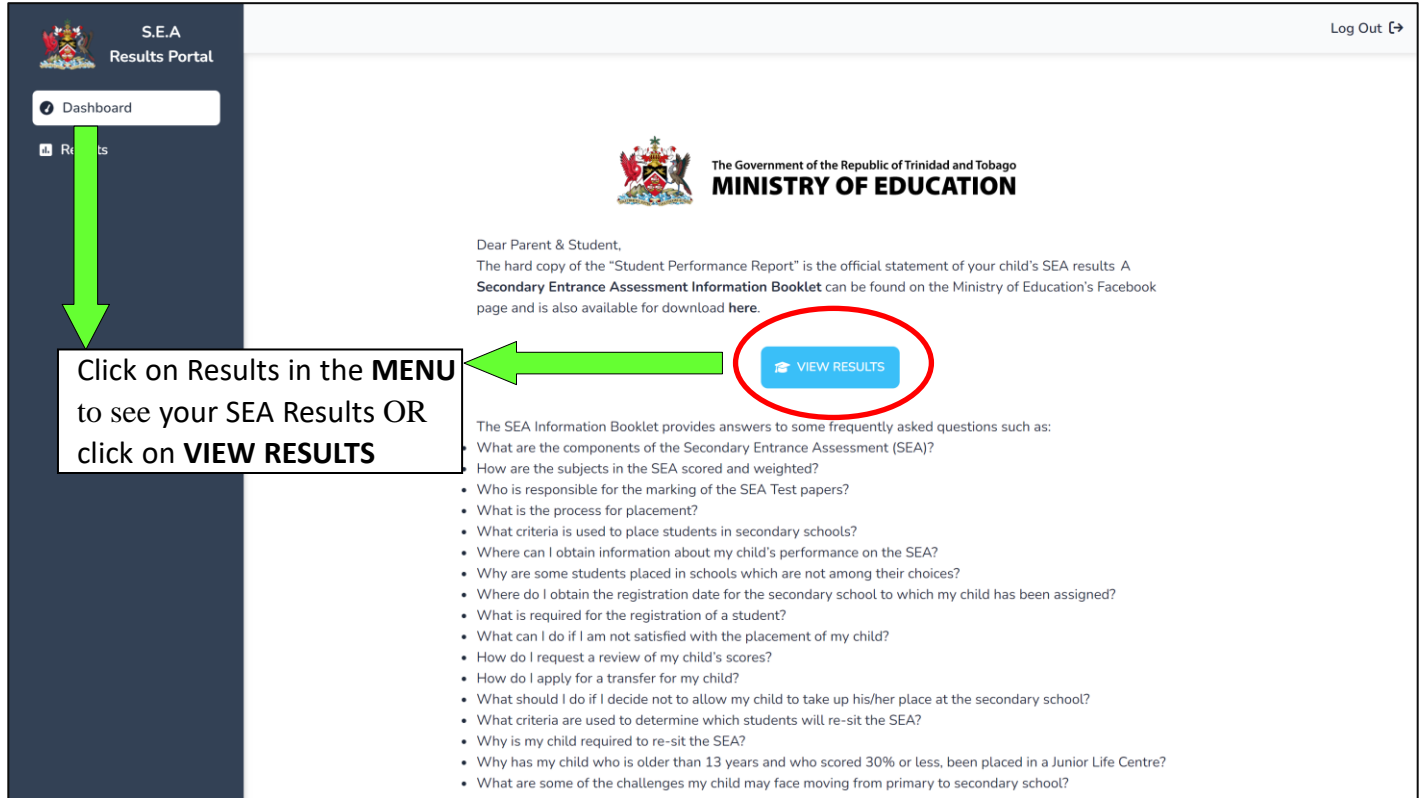
This screenshot shows the same website interface as the previous one, but with a "Notice" dialog box overlaid in the center. The dialog box contains the following text:

Notice
I hereby confirm that I am the legal parent or guardian of the SEA candidate whose Student Performance Report I wish to access.

At the bottom of the dialog box are two buttons: "DON'T ACCEPT" and "ACCEPT". A red arrow points from the "ACCEPT" button to a text box that says "Read the **LEGAL NOTICE** and click **ACCEPT** if you accept the terms". The "Admissions Number" text from the previous screenshot is also visible below the dialog box.

STEP 6 – Dashboard

Upon successful authentication, you will enter the Portal and be greeted by your **DASHBOARD**. This area contains pertinent information and a link to the [SEA BOOKLET](#)



S.E.A. Results Portal

Dashboard

Results

The Government of the Republic of Trinidad and Tobago
MINISTRY OF EDUCATION

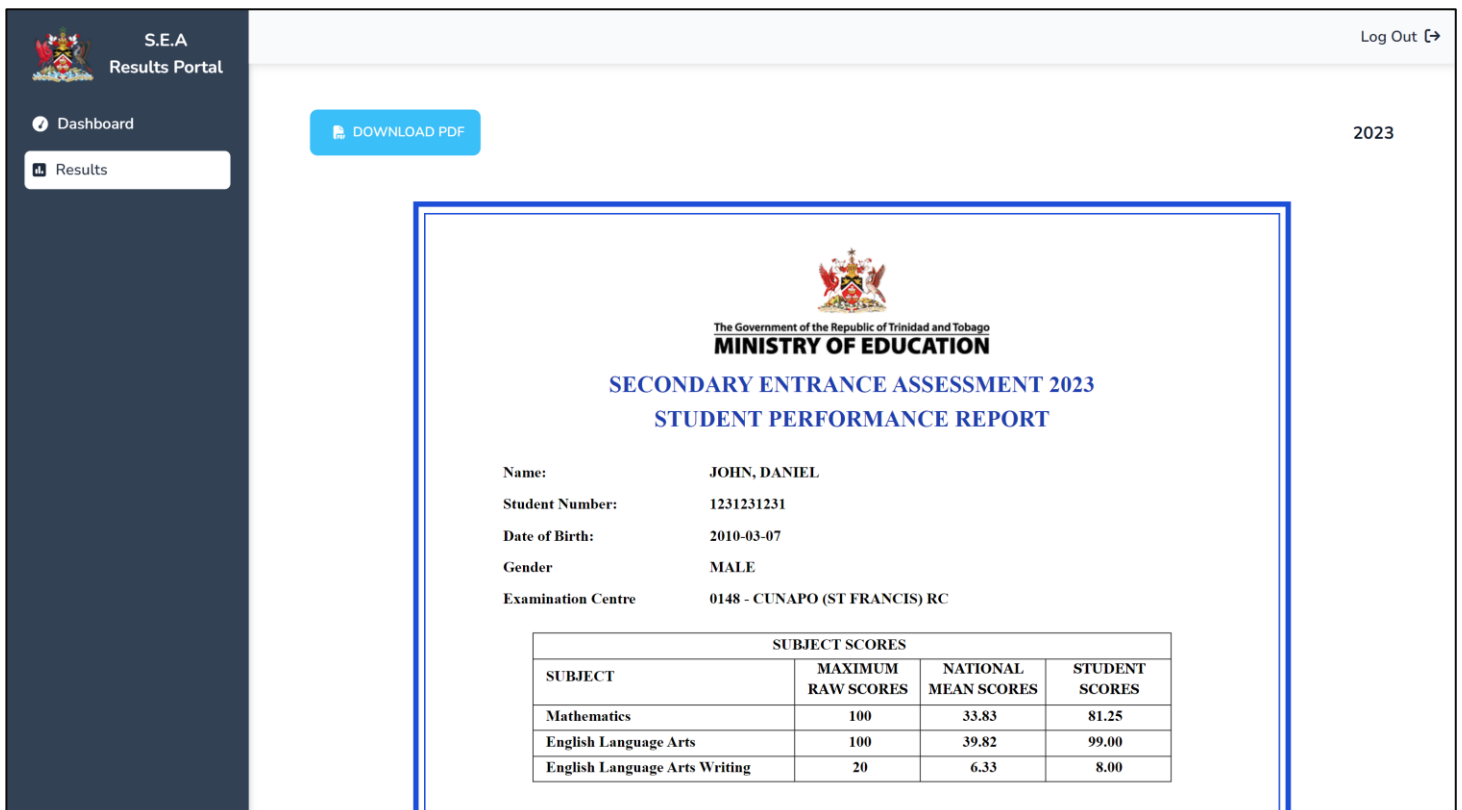
Dear Parent & Student,
The hard copy of the "Student Performance Report" is the official statement of your child's SEA results. A **Secondary Entrance Assessment Information Booklet** can be found on the Ministry of Education's Facebook page and is also available for download [here](#).

VIEW RESULTS

The SEA Information Booklet provides answers to some frequently asked questions such as:

- What are the components of the Secondary Entrance Assessment (SEA)?
- How are the subjects in the SEA scored and weighted?
- Who is responsible for the marking of the SEA Test papers?
- What is the process for placement?
- What criteria is used to place students in secondary schools?
- Where can I obtain information about my child's performance on the SEA?
- Why are some students placed in schools which are not among their choices?
- Where do I obtain the registration date for the secondary school to which my child has been assigned?
- What is required for the registration of a student?
- What can I do if I am not satisfied with the placement of my child?
- How do I request a review of my child's scores?
- How do I apply for a transfer for my child?
- What should I do if I decide not to allow my child to take up his/her place at the secondary school?
- What criteria are used to determine which students will re-sit the SEA?
- Why is my child required to re-sit the SEA?
- Why has my child who is older than 13 years and who scored 30% or less, been placed in a Junior Life Centre?
- What are some of the challenges my child may face moving from primary to secondary school?

STEP 7 – View Results



S.E.A. Results Portal

Dashboard

Results

DOWNLOAD PDF

2023

The Government of the Republic of Trinidad and Tobago
MINISTRY OF EDUCATION

SECONDARY ENTRANCE ASSESSMENT 2023
STUDENT PERFORMANCE REPORT

Name: JOHN, DANIEL
Student Number: 1231231231
Date of Birth: 2010-03-07
Gender: MALE
Examination Centre: 0148 - CUNAPO (ST FRANCIS) RC

SUBJECT SCORES			
SUBJECT	MAXIMUM RAW SCORES	NATIONAL MEAN SCORES	STUDENT SCORES
Mathematics	100	33.83	81.25
English Language Arts	100	39.82	99.00
English Language Arts Writing	20	6.33	8.00

STEP 8 – Download Results

S.E.A Results Portal

Dashboard

Results

Log Out [↔]

2023

DOWNLOAD PDF

Click here to download your results in PDF format
Note: your browser must have a PDF viewer (E.g., Chrome)

The Government of the Republic of Trinidad and Tobago
MINISTRY OF EDUCATION

SECONDARY ENTRANCE ASSESSMENT 2023
STUDENT PERFORMANCE REPORT

Name: JOHN, DANIEL
Student Number: 1231231231
Date of Birth: 2010-03-07
Gender: MALE
Examination Centre: 0148 - CUNAPO (ST FRANCIS) RC

SUBJECT SCORES			
SUBJECT	MAXIMUM RAW SCORES	NATIONAL MEAN SCORES	STUDENT SCORES
Mathematics	100	33.83	81.25
English Language Arts	100	39.82	99.00
English Language Arts Writing	20	6.33	8.00

STEP 9 – Logout

S.E.A Results Portal

Dashboard

Results

Log Out [↔]

2023

DOWNLOAD PDF

Click here to logout once you're finished

The Government of the Republic of Trinidad and Tobago
MINISTRY OF EDUCATION

SECONDARY ENTRANCE ASSESSMENT 2023
STUDENT PERFORMANCE REPORT

Name: JOHN, DANIEL
Student Number: 1231231231
Date of Birth: 2010-03-07
Gender: MALE
Examination Centre: 0148 - CUNAPO (ST FRANCIS) RC

SUBJECT SCORES			
SUBJECT	MAXIMUM RAW SCORES	NATIONAL MEAN SCORES	STUDENT SCORES
Mathematics	100	33.83	81.25
English Language Arts	100	39.82	99.00
English Language Arts Writing	20	6.33	8.00

Verifying results (Optional) (1)

Results can be verified using the verification code OR scanning the QR code.

Examination Centre 0002 - EXAMPLE PRIMARY SCHOOL

SUBJECT SCORES			
SUBJECT	MAXIMUM RAW SCORES	NATIONAL MEAN SCORES	STUDENT SCORES
Mathematics	100	41.94	90.00
English Language Arts	100	44.40	85.00
English Language Arts Writing	20	8.87	16.00

GENERAL PERFORMANCE	
The Composite Standard Score , which is used to place the student into a secondary school, is the total of the student's scores that were each converted to a standard score and weighted.	100

Secondary School Assigned: 0075 - EXAMPLE SECONDARY SCHOOL
Registration Date: 22 June 2023

- Please contact your assigned school for further registration details.
- Remember to download the SEA Information Booklet which provides answers to so asked questions such as "how to request a review of scores" and "how to apply for among other important information.

OR Scan QR Code

1b3b3c15-db4d-4332-bb53-f220cc6a2837

QR Code

1 Copy verification code

Verify results (2)

Government of the Republic of Trinidad and Tobago

govtt

MINISTRY OF EDUCATION

HOME GUIDE HELP LOGIN **VERIFY**

Click verify 2

Ministry of Education 20xx Secondary Entrance Assessment Admission Slip			
District:	Caroni	Gender:	M
School:	Caroni Private Candidate School	Date of Birth:	05-Feb-2009
Student Name:	Jane Doe	Admission #:	480566
Student #:	1234567890		

Date of Birth

Student Number

Student Login

Technical Assistance:
seaonline.help@moe.gov.tt

Month > Year > Date

Verify results (3)


Government of the Republic of Trinidad and Tobago

MINISTRY OF EDUCATION

HOME GUIDE HELP LOGIN **VERIFY**

• Please contact your assigned school for further registration details.
• Remember to download the SEA Information Booklet which provides answers to some frequently asked questions such as "how to request a review of scores" and "how to apply for a transfer" among other important information.

34a10a2d-91b3-4ba8-8911-29237e121a7a
Verification Code



Results Verification

Your Verification Code is located at the end of your results pdf as seen in the image to the left.

Enter 32-Digit Code
1b3b3c15-db4d-4332-bb53-f220cc6a2837

VERIFY

Click VERIFY

Enter verification code

Verify results (4)

Government of the Republic of Trinidad and Tobago

MINISTRY OF EDUCATION

HOME GUIDE HELP LOGIN **VERIFY**

Verified Result ✓

The Government of the Republic of Trinidad and Tobago
MINISTRY OF EDUCATION

SECONDARY ENTRANCE ASSESSMENT 2023 STUDENT PERFORMANCE REPORT

Name: JOHN, DANIEL
Student Number: 1234567890
Date of Birth: 21 April 2010
Gender: Male
Examination Centre: 0663 - TORRIB TRACE PRESBYTERIAN

SUBJECT SCORES			
SUBJECT	MAXIMUM RAW SCORES	NATIONAL MEAN SCORES	STUDENT SCORES
Mathematics	100	41.94	91.00
English Language Arts	100	44.40	87.00
English Language Arts Writing	20	8.87	10.00

GENERAL PERFORMANCE

The Composite Standard Score, which is used to place the student into a secondary school, is the total of the student's scores that were each converted to a standard score and weighted.

75

Secondary School Assigned: 0467 - PRINCES TOWN WEST SECONDARY
Registration Date: 08 July 2022

• Please contact your assigned school for further registration details.

If you have any suggestions on how to improve
this manual, please email ICTD help desk
at ictdhelpdesk@moe.gov.tt